

**FOR IMMEDIATE RELEASE**

# Gaining confidence

## ***WECDSB students continue to shine on EQAO math and literacy results***

(Windsor, Ontario, Wednesday, Sept. 20, 2017) – Students in Catholic schools throughout Windsor-Essex continue to perform well above provincial averages on mathematics and literacy assessments and in some cases, at high rates never achieved before.

“We’re absolutely delighted with the way our students are performing,” WECDSB Chair Barb Holland said of the Board’s EQAO results, which were released today. “The results are clear testaments to the fact that our student achievement teams are using strategies that are helping the majority of our students succeed academically.”

Director of Education Paul Picard said the EQAO results are directly related to a total team approach towards student achievement that’s been adopted by the Board.

“We have a shared vision,” Picard said, “and that involves everyone moving in the same direction. Our teachers, our administrators, our front office staff and even our facilities services people who strive to create exceptional learning environments are all committed to our key objective of helping our students achieve their full potential.”

One of the most dramatic improvements was seen in Grade 9 applied mathematics, where 61 per cent of WECDSB students achieved the provincial standard. That’s a nine per cent increase over last year’s results, and well ahead of the provincial average of 44 per cent. At the Grade 9 academic level, 91 per cent of WECDSB students achieved the provincial standard, an increase of three per cent.

“We’ve never seen more than 60 per cent of our students achieve the standard at the Grade 9 applied level, so this is very exciting for us,” said Emelda Byrne, Executive Superintendent of Student Achievement. “Our renewed math strategy is clearly paying dividends for our students. We’re incrementally improving the confidence of our students by instilling an attitude that everyone is capable of being successful in mathematics.”

In the primary division, the number of Grade 3 students who achieved provincial standards increased by five per cent in reading, four per cent in writing and three per cent in math, and remained well above provincial averages in all three categories.

*"Learning together in faith and service"*

In the junior division, the number of Grade 6 students who achieved the provincial standard increased by six per cent in math, two per cent in reading, and two per cent in writing, also well above the provincial averages in each category.


“So even though we’ve placed an increased emphasis on mathematics, it hasn’t been at the expense of literacy, where most scores in reading and writing continue to improve,” Byrne said.

On the Grade 10 Ontario Secondary School Literacy Test (OSSLT), 86 per cent of the WECDSB students achieved the provincial standard, well ahead of the provincial average of 81 per cent.

**For further information contact:**

Stephen Fields, Communications Coordinator

Cell: 226-347-0113, E-Mail: [Stephen\\_fields@wecdsb.on.ca](mailto:Stephen_fields@wecdsb.on.ca)

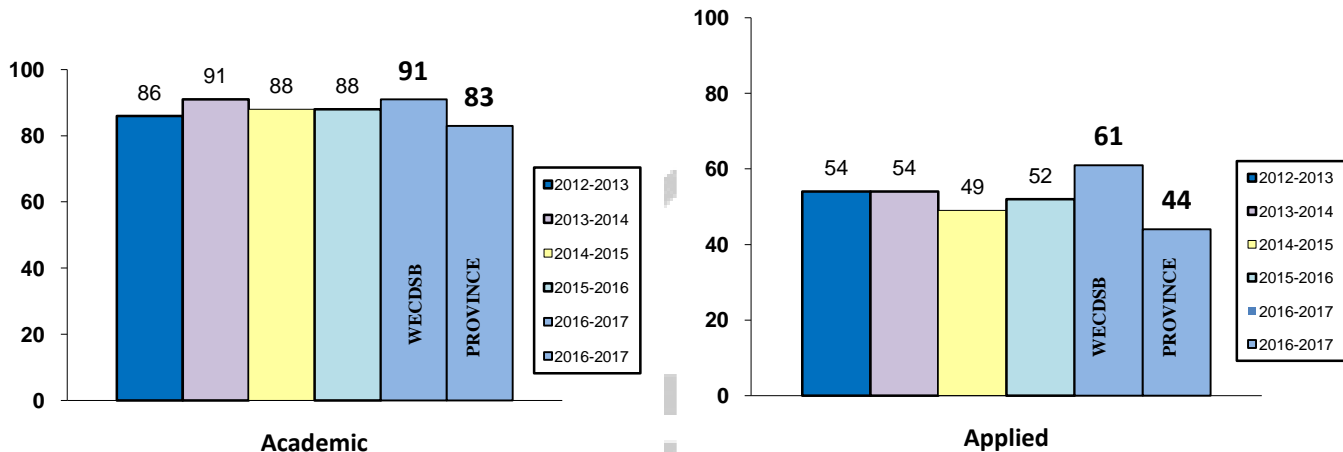


*"Learning together in faith and service"*

## Highlights of EQAO Results (2016-2017) Grade 9 Assessment of Mathematics

### EQAO Results for All Students, Grade 9 Assessment in Mathematics

- 1,173 students who were enrolled in the academic course and 480 students who were enrolled in the applied course wrote the 2016-2017 Grade 9 Assessment of Mathematics.
- The assessment measures the Mathematics skills *The Ontario Curriculum* expects students to have learned by the end of Grade 9. Separate versions of the assessment are administered to students in the academic and applied courses.



The percentage of students enrolled in the Grade 9 academic course who achieved the provincial standard (Levels 3 and 4) is **91%**, which is an **increase of 3%**. The percentage of students enrolled in the Grade 9 applied course who achieved the provincial standard (Levels 3 and 4) **increased by 9%**. The WECDSB exceeded the provincial achievement levels in both the academic and applied courses.

- Since 2012-2013, the percentage of students who achieved the provincial standard has increased by 5% for the academic course and 7% for the applied course.
- When tracking the cohort (same group of students) in the Grade 9 academic course, 77% of students achieved the provincial standard (Levels 3 and 4) in Grade 6 and in Grade 9.
- When tracking the cohort (same group of students) in the Grade 9 applied course, 45% of students who did not meet the provincial standard (Levels 3 and 4) in Grade 6 rose to the provincial standard (Levels 3 and 4) in Grade 9.
- A significant number of Students with Special Education Needs and English Language Learners (ELL) enrolled in both the Grade 9 academic and applied courses, continue to meet the provincial standards (Levels 3 and 4).
- There is no gender gap in both the Grade 9 applied and academic courses.

Please visit the EQAO website for a full report: [www.eqao.com](http://www.eqao.com)

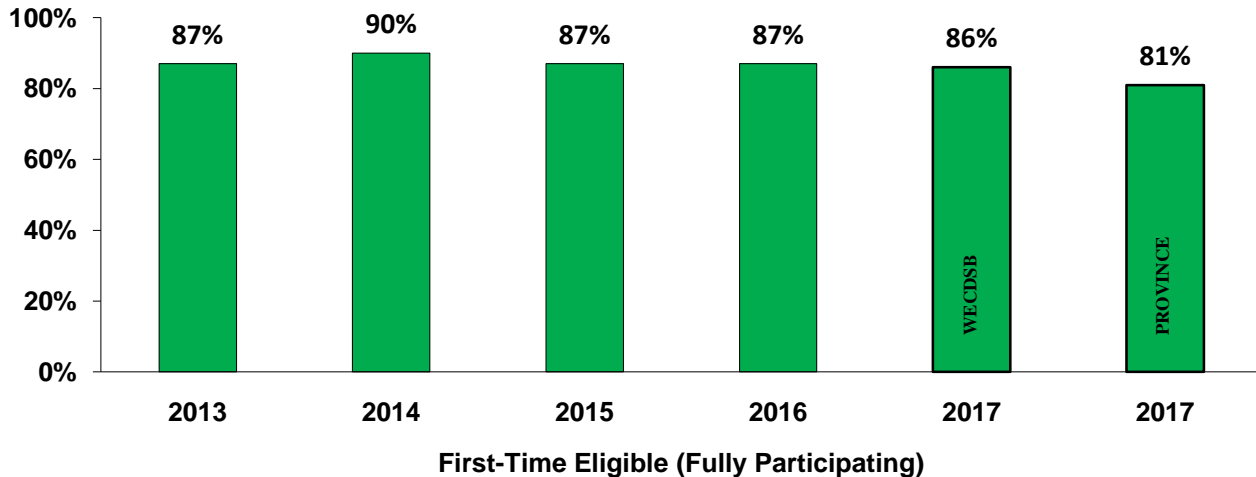
*"Learning together in faith and service"*

## Highlights of EQAO Results

### Ontario Secondary School Literacy Test (OSSLT), 2017

#### Success Rates for First-Time Eligible (Fully Participating) Students, OSSLT

Of all first-time eligible students, 88% fully participated in the 2017 Ontario Secondary School Literacy Test (OSSLT).



For first-time eligible (fully participating) students, **86%** were successful on the OSSLT, which is a 1% decrease from 2016. The WECDsB **exceeded** the provincial success rates by **5%**. The board has consistently **exceeded** provincial success rates for the past five years.

- WECDsB success rates for first-time eligible (fully participating) students have been well over 80% for the past several years.
- The percentage of students deferred for 2017 was 12%, which was a 1% increase from last year and the year prior.
- Compared to four years ago, 3% more of our Students with Special Education Needs have been successful on the OSSLT.
- When tracking cohort from the Grade 6 EQAO assessment for Reading, 77% of the students who met the provincial standard (Levels 3 and 4) in Grade 6 were successful on the OSSLT. In Writing, 77% of the students who met the provincial standard (Levels 3 and 4) in Grade 6 were successful on the OSSLT.

~ The purpose of the Ontario Secondary Literacy Test (OSSLT) is to determine whether a student has the literacy (reading and writing) skills required to meet the standard for understanding reading selections and communicating in a variety of writing forms expected by the Ontario Curriculum across subjects up to the end of Grade 9.

~ Successful completion of the test or the Ontario Secondary School Literacy Course is one of the 32 requirements for an Ontario Secondary School Diploma. Students who do not pass the OSSLT have another opportunity to write the test or to participate in the Ontario Secondary School Literacy Course (OSSLc).

**Please visit the EQAO website for a full report: [www.eqao.com](http://www.eqao.com)**

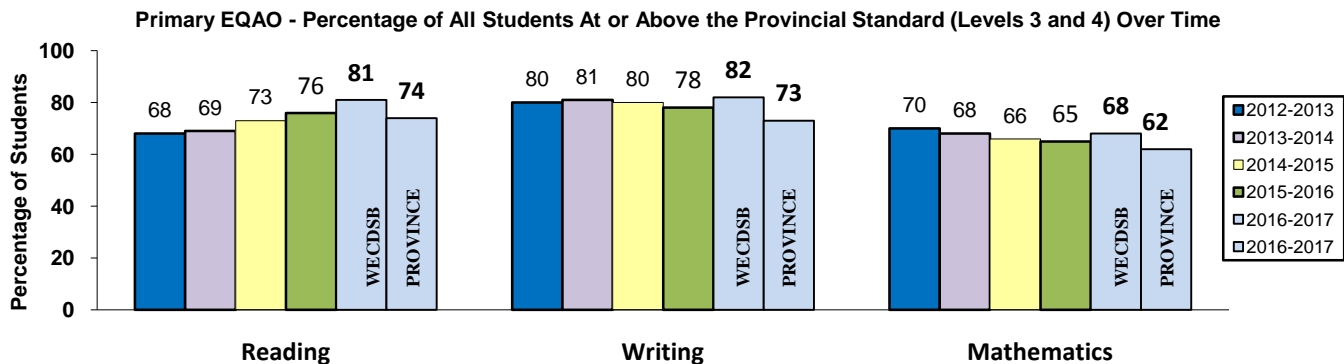
*"Learning together in faith and service"*

## Highlights of EQAO Results (2016-2017)

### Assessment of Reading, Writing and Mathematics

### EQAO Results for All Students, Primary Division (Grades 1-3)

- 1,245 Grade 3 students wrote the 2016-2017 assessment.
- The assessment measures the Reading, Writing and Mathematics skills *The Ontario Curriculum* expects students to have learned by the end of Grade 3.



The percentage of Grade 3 students in the WECDSB who achieved the provincial standard (Levels 3 and 4) **increased by 5% in Reading, 4% in Writing and 3% in Mathematics**. The WECDSB **exceeded** provincial achievement levels in all three categories.

- Since 2012-2013, students achieving the provincial standard (Levels 3 and 4) has increased by 13% in Reading and 2% in Writing.
- Students with Special Education Needs in Grade 3 who have achieved the provincial standard (Levels 3 and 4) have increased by 20% in Reading and 11% in Writing over the past four years. Achievement levels in Mathematics have fluctuated since 2012-2013.
- English Language Learners (ELL) who met the provincial standard (Levels 3 and 4) has increased by 39% in Reading, 21% in Writing and 16% in Mathematics over the past four years.
- For the 2016-2017 assessment, the gender gap in Grade 3 favoured females in Reading, Writing and Math. Historically, the gender gap has consistently favoured females in Reading and Writing, and in the area of Mathematics, the gender gap has alternated between favouring males and females.

Please visit the EQAO website for a full report: [www.eqao.com](http://www.eqao.com)

*"Learning together in faith and service"*

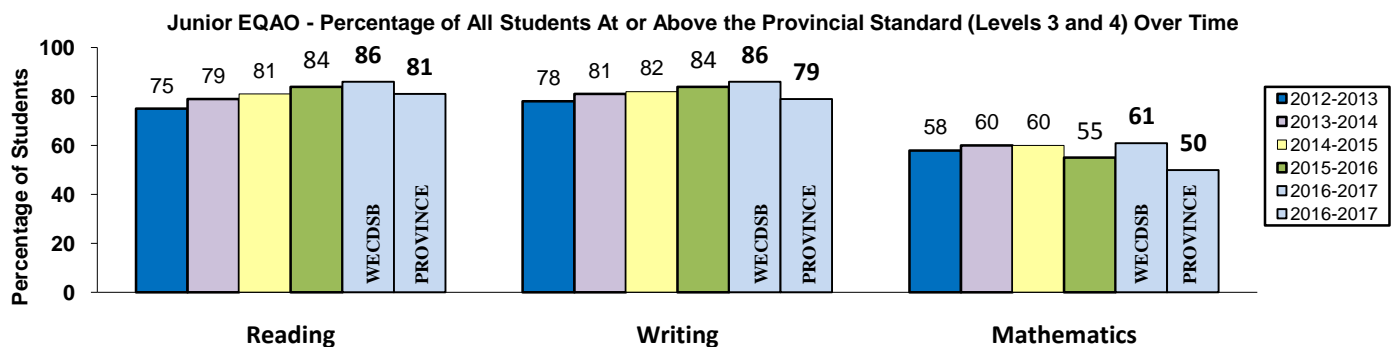
## Highlights of EQAO Results (2016-2017)

### Assessment of Reading, Writing and Mathematics

### EQAO Results for All Students, Junior Division (Grades 4-6)

- 1,410 Grade 6 students wrote the 2016-2017 assessment.
- The assessment measures the Reading, Writing and Mathematics skills *The Ontario Curriculum* expects students to have learned by the end of Grade 6.

The percentage of Grade 6 students in the WECDSB who achieved the provincial standard (Levels 3 and 4) **increased by 2% in Reading, 2% in Writing and 6% in Mathematics**. The WECDSB **exceeded** provincial achievement levels in all three categories.



- Since 2012-2013, students achieving the provincial standard (Levels 3 and 4) has increased by 11% in Reading, 8% in Writing and 3% in Mathematics.
- Students with Special Education Needs in Grade 6 who have achieved the provincial standard (Levels 3 and 4) has increased by 18% in Reading, 20% in Writing and 2% in Mathematics over the past four years.
- English Language Learners (ELL) in Grade 6 improved in all areas for the 2016-2017 assessment. There has been an increase of 37% in Reading, 39% in Writing and 36% in Mathematics over the past four years who have met the provincial standard (Levels 3 and 4).
- For the 2016-2017 assessment, the gender gap in Grade 6 favoured females in Reading, Writing and Mathematics. The gender gap has alternated between favouring males and females.
- When tracking the cohort (same group of students) from Grade 3 to Grade 6, the percentage of students who maintained the provincial standard (Levels 3 and 4) was 68% in Reading, 75% in Writing, and 55% in Mathematics, which represents an increase in all three categories.

Please visit the EQAO website for a full report: [www.eqao.com](http://www.eqao.com)