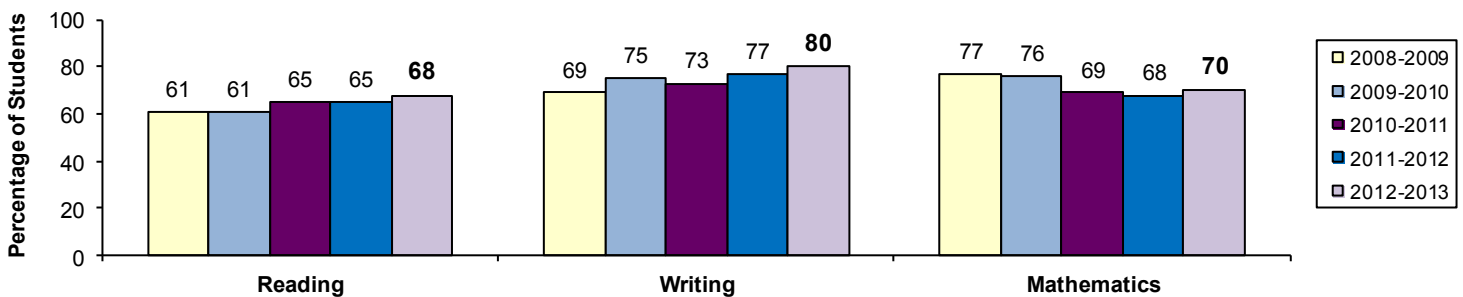


Highlights of EQAO Results (2012-2013) Assessment of Reading, Writing and Mathematics Primary Division (Grades 1-3)

EQAO Results for All Students, Primary Division (Grades 1-3)

- 1 396 Grade 3 students wrote the 2012-2013 assessment.
- The assessment measures the Reading, Writing and Mathematics skills *The Ontario Curriculum* expects students to have learned by the end of Grade 3.

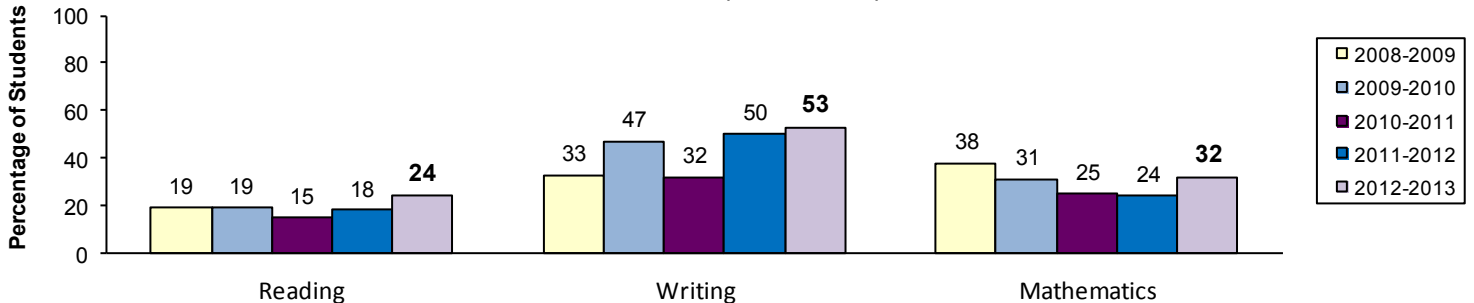
Primary EQAO ~ Percentage of All Students At or Above the Provincial Standard (Levels 3 and 4) Over Time



EQAO Results for Students with Special Education Needs, Primary Division (Grades 1-3)

- 13% of all Grade 3 students who wrote the 2012-2013 assessment were Students with Special Education Needs.

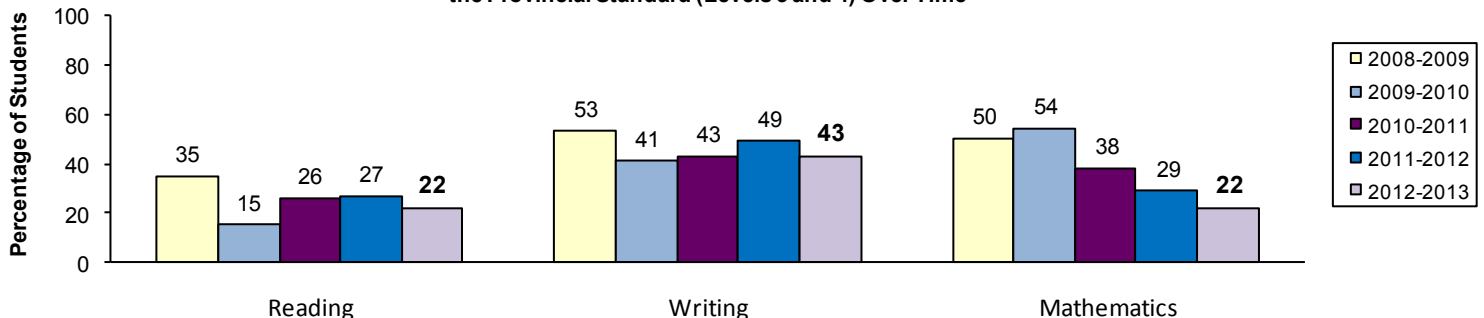
Primary EQAO ~ Percentage of Students with Special Education Needs At or Above the Provincial Standard (Levels 3 and 4) Over Time



EQAO Results for English Language Learners, Primary Division (Grades 1-3)

- 4% of all Grade 3 students who wrote the 2012-2013 assessment were English Language Learners.

Primary EQAO ~ Percentage of English Language Learners At or Above the Provincial Standard (Levels 3 and 4) Over Time

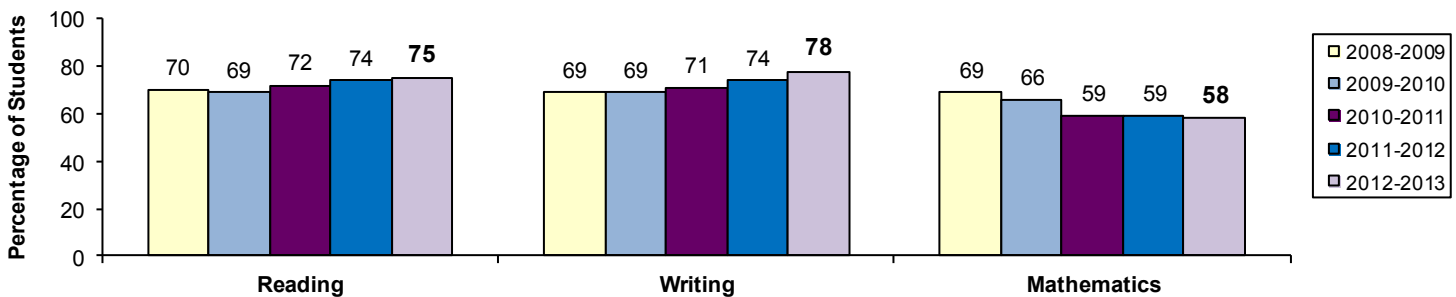


Highlights of EQAO Results (2012-2013) Assessment of Reading, Writing and Mathematics Junior Division (Grades 4-6)

EQAO Results for All Students, Junior Division (Grades 4-6)

- 1 600 Grade 6 students wrote the 2012-2013 assessment.
- The assessment measures the Reading, Writing and Mathematics skills *The Ontario Curriculum* expects students to have learned by the end of Grade 6.

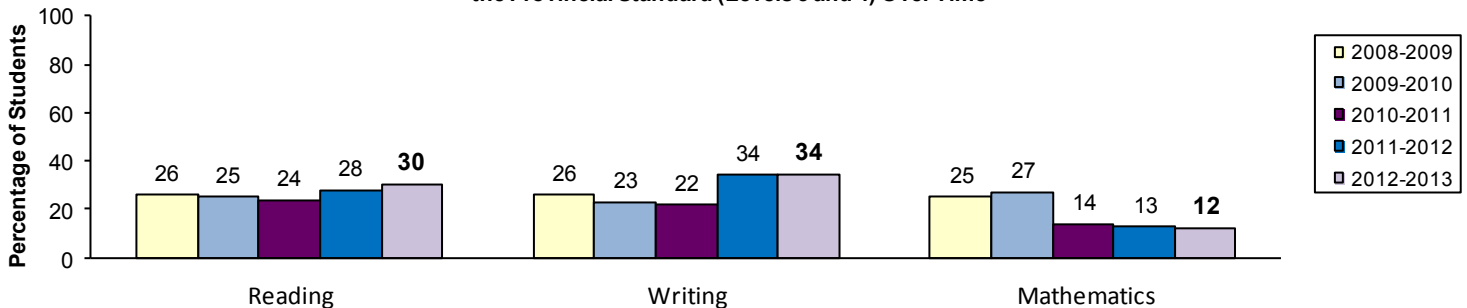
Junior EQAO ~ Percentage of All Students at or Above the Provincial Standard (Levels 3 and 4) Over Time



EQAO Results for Students with Special Education Needs, Junior Division (Grades 4-6)

- 15% of all Grade 6 students who wrote the 2012-2013 assessment were Students with Special Education Needs.

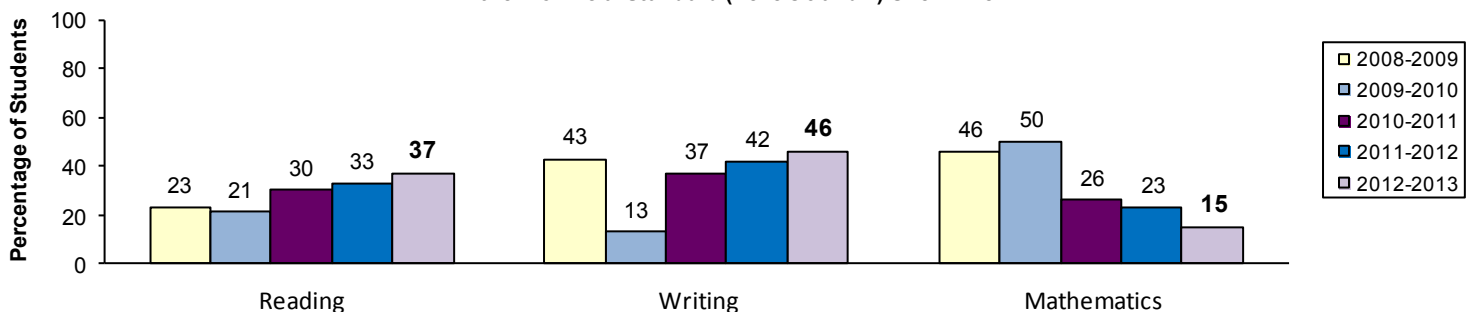
Junior EQAO ~ Percentage of Students with Special Education Needs At or Above the Provincial Standard (Levels 3 and 4) Over Time



EQAO Results for English Language Learners, Junior Division (Grades 4-6)

- 3% of all Grade 6 students who wrote the 2012-2013 assessment were English Language Learners.

Junior EQAO ~ Percentage of English Language Learners At or Above the Provincial Standard (Levels 3 and 4) Over Time





Highlights of EQAO Results (2012-2013)

Assessment of Reading, Writing and Mathematics, Primary Division (Grades 1-3)

Grade 3

The percentage of Grade 3 students in the WECDSB who achieved the provincial standard (Levels 3 and 4) **increased by 3% in Reading, 3% in Writing and 2% in Mathematics**. Student achievement in Reading and Writing has improved over time in Grade 3.

- The percentage of Grade 3 students who achieved the provincial standard (Levels 3 and 4) in the WECDSB **exceeded** the percentage of students in Ontario who achieved the provincial standard (Levels 3 and 4) in Writing and Mathematics. The percentage of students in Grade 3 who achieved the provincial standard (Levels 3 and 4) in Reading is the same for the WECDSB and the province.
- The percentage of students with special education needs in Grade 3 who achieved the provincial standard (Levels 3 and 4) increased in Reading, Writing and Mathematics. This has been a trend in Reading and Writing over time.
- The percentage of English Language Learners (ELL) in Grade 3 who achieved the provincial standard (Levels 3 and 4) in Reading and Writing has fluctuated over time. English Language Learners in Grade 3 experienced challenges in Reading, Writing and Mathematics for the 2012-2013 assessment.
- The gender gap in Grade 3 favoured females in Reading, Writing and Mathematics. This has been a trend in Reading and Writing over time.

Assessment of Reading, Writing and Mathematics, Junior Division (Grades 4-6)

Grade 6

The percentage of Grade 6 students in the WECDSB who achieved the provincial standard (Levels 3 and 4) **increased by 1% in Reading, 4% in Writing and decreased by 1% in Mathematics**. Student achievement in the areas of Reading and Writing has improved over time in Grade 6.

- The percentage of Grade 6 students who achieved the provincial standard (Levels 3 and 4) in the WECDSB **exceeded** the percentage of students in Ontario who achieved the provincial standard (Levels 3 and 4) in Writing and Mathematics. The percentage of Grade 6 students in the WECDSB who achieved the provincial standard (Levels 3 and 4) in Reading is slightly lower than the province.
- The percentage of students with special education needs in Grade 6 who achieved the provincial standard (Levels 3 and 4) increased in Reading and remained constant in Writing. Mathematics continues to be an area of challenge.
- The percentage of English Language Learners (ELL) in Grade 6 who achieved the provincial standard (Levels 3 and 4) increased in Reading and Writing. Mathematics continues to be an area of challenge.
- The gender gap in Grade 6 favoured females in Reading and Writing, which has been a trend over time. The gender gap slightly favoured males in Mathematics.